


Wedge grip/KC – 100, 1001, 5000

Universal type grip for easy-attachment/detachment
of test piece



KC-100



KC-1001

[Application]

The wedge grip is installed on the Imada's force gauge for tensile tests of various test pieces.

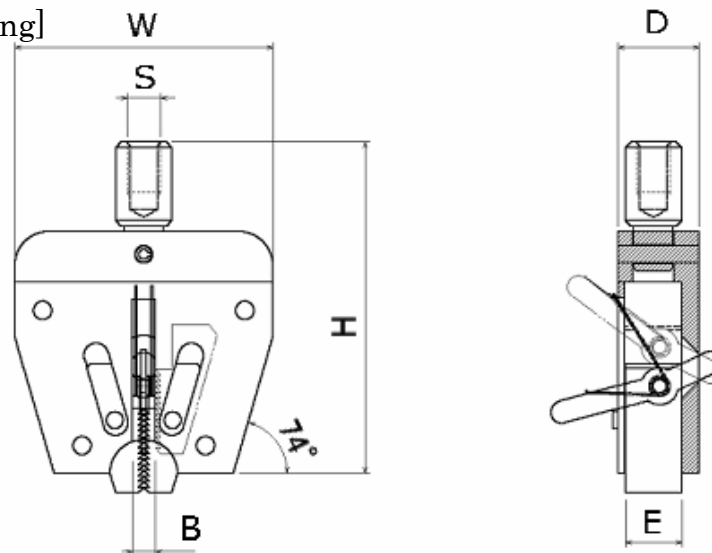
[Feature]

Attachment/detachment of a test piece can be done by one-touch operation.
The wedge grip is self-tightened by applying tensile force (spring-loaded wedge grip).

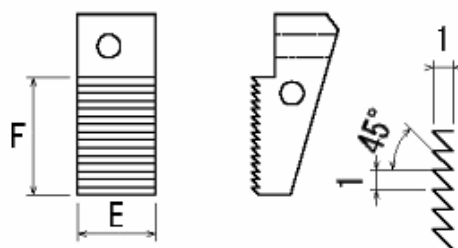
[Specifications]

	KC-100	KC-1001	KC-5000
Feature	Standard model	Standard model	High capacity model
Capacity	500N	1000N	5000N
Mounting screws	M6 P1	M6 P1	M10 P1.5
Weight	330g	95g	565g
Dimension (W×H×D)	(92)×60×30mm	46×(59)×14.5 mm	75×(94)×36 mm
Stroke [B]	MAX10	MAX 2.0mm	MAX 5mm
Width [E]	15mm	9.8mm	23.8mm
Height [F]	22mm	15mm	26mm
Recommended force gauge model	PS/FB/DPS/DPZ series from 10 N	PS/FB/DPS/DPZ series from 10 N	PSH/DPSH/DPZH series from 50 N

[Dimensional drawing]



[Grip serration]



* KC-100 Sketch drawing on the next page

[Precaution]

- The wedge grip can not grip particular material or shape.
- Combining with Imada's test stand, more stable measuring becomes possible.
- All information is subject to change without prior notice
- There are slight differences in shape and material among the models in this series.

