

## MV Series [ MV-100 BA /MV-100AC/MV-300/MV-500]

## Motorized Vertical Test Stand



MV-100AC

(Force gauges are sold separately.)

## [Applications]

- Various material testing for medium force (measuring of tensile strength, compressive strength, shearing strength and etc.)
- Assessment test for small mechanical parts such as electric / electronic parts (measuring the strength of soldering, the pull-off force value of electrical leads and etc.)
- Peel test for bonding area or heat seal.

## [Feature]

- Stable measuring with constant speed (adjustable) is possible.
- Continuous testing is possible by the auto-cycle function with adjustable upper and lower limits.
- Operation efficiency is excellent due to its spacious design.
- The stand can be operated with amplifier by connecting battery charger to the plug socket installed.

## [MV-100BA / MV-100AC / MV-300 / MV-500 Specifications]

Model	MV-100BA	MV-100AC	MV-300	MV-500
Capacity	1000N		3000N	5000N
Stroke	400mm		350mm	350mm
Travel speed	8~240mm/min non-step adjustable		8~240mm/min non-step adjustable	5~200mm/min non-step adjustable
Operation mode	non	3 mode selectable (manual, one cycle, continuous cycle)		
Safety device	Adjustable upper/lower limit switch Emergency stop button			
Dimension (mm)	W263×D368×H897		W263×D368×H917	W360×D562×H1061
Weight	23 kg		30 kg	65 kg
Power supply	AC100~240V		AC100~240V	Selectable from AC100V/5A AC120V/5A AC220V/3A
Options (Built only in factory)	Slow start (-P) Encoder (-E) Torque limiter (-TL) 5 speed changeover switch (-5C) Extended stroke (-L650) * Use suffix after model name to select options.			
Accessory	Chuck mounting plate , Power supply cable, Gauge mounting bolts			

## [Note]

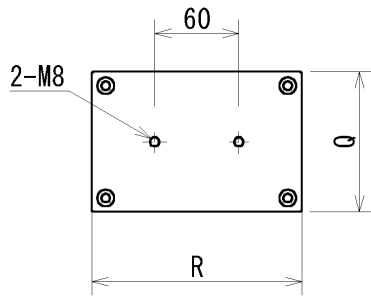
Force gauge (sold separately) is required for actual measuring.

Various optional attachments are available for different types of measurement.

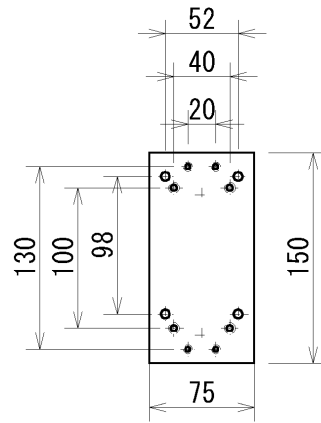
All information is subject to change without prior notice.

[Dimension]

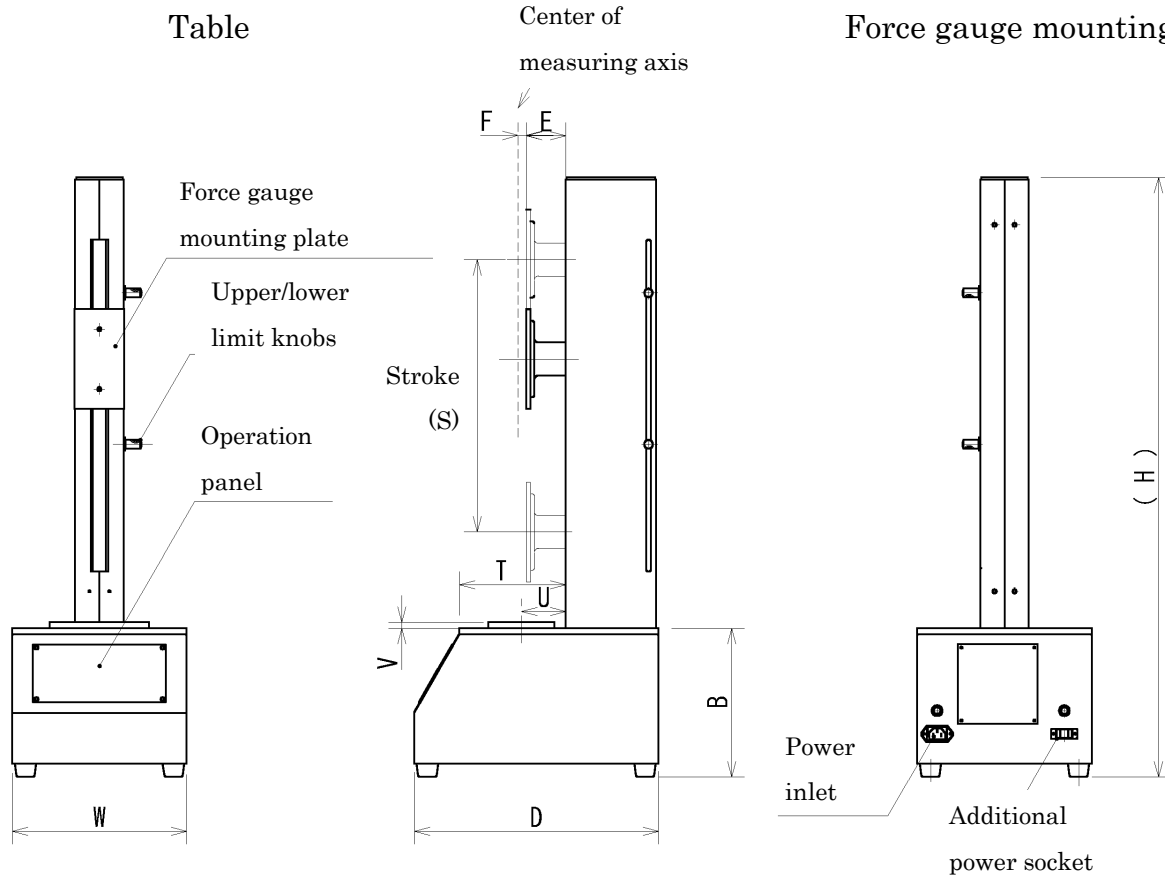
MV-100 series [ MV-100 BA/MV-100AC/MV-300/MV-500]



Table



Force gauge mounting plate



Center of measuring axis

(mm)

	Stand dimension (mm)								Table dimension (mm)			
	W	D	H	B	E	T	U	S	R	Q	V	Female screw
MV-100BA/AC	263	368	905	224	62	163	75	400	150	100	9	M8
MV-300	263	368	912	227	49.5	153	78	350	200	150	9	M8
MV-500	360	562	1061	259	61.5	203	88	400	260	150	9	M12

	Gauge mounting plate (mm)	Chuck mounting plate (mm)
MV-100BA/AC	75×150	50×80 M6 screw t=9
MV-300	75×150	50×80 M10 screw t=9
MV-500	80×150	65×90 M10 screw t=13

	Measuring position F (mm)
PP/ DPX/DPS/DPZ	17.3/11.5/12/12
DPXH/DPSH/DPZH	28.5/26/25
PSH	29.2