

Attachment Adapter

JF6-50N/EJ6-1000N/EJ10-5000N

Enables easy fixing of ample due to adjustment of gripping position and angle.
Specialized for tension test.
Ideal for using together with grips.



JF6-50N



Mounting image (JF6-50N)



EJ6-1000N






Mounting image (EJ6-1000N)






EJ10-5000N



Mounting image (EJ10-5000N)

Installing for testing (JF6-50N)		
Fix the standard attachment to the force gauge.	Fix the chuck jig to the adapter.	Put the adapter to the hook.
		

* A-1/S-1/SR-1 is required to mount JF6-50N on the force gauge.






Installing for testing (EJ6-1000N/EJ10-5000N)		
Fix the upper adapter to the force gauge.	Fix the lower adapter to the chuck jig and set the sample.	Insert the clasp through the upper adapter to hold the lower adapter.
		

Specifications			
Model	JF6-50N	EJ6-1000N	EJ6-5000N
Capacity	50N	1000N	5000N
Measurement method	For tension only		
Mount screw force gauge side	-	M6	M10
Mount screw chuck fixture side	M6	M6	M10
Dimension	See [Dimension]		
Weight *1	Approx. 8g	Approx. 29g	Approx. 140g

* The stroke of the test stand will be decreased after mounting the attachments. Consider it when selecting attachments.






* Please contact us for the details which attachment is suitable to use together.

*1 Weight of the attachment is also applied as a load on the force gauge. Consider it when selecting the capacity of a force gauge.

Mountable Force Gauge for JF6-50N/EF6-1000N		
DST/DSV series	ZTS/ZTA series	FB/PS/PSM series
Digital force gauge with excellent cost-performance capable to manage data with PC.	Digital force gauge with high precision, featuring high sampling rate and a variety of useful functions.	Mechanical force gauge for easy handling.
		
Mountable Force Gauge for EJ6-5000N		
High capacity ZTS/ZTA series	PSH series	
Digital force gauge with high precision, featuring high sampling rate and a variety of useful functions.	Mechanical force gauge for easy handling.	
		

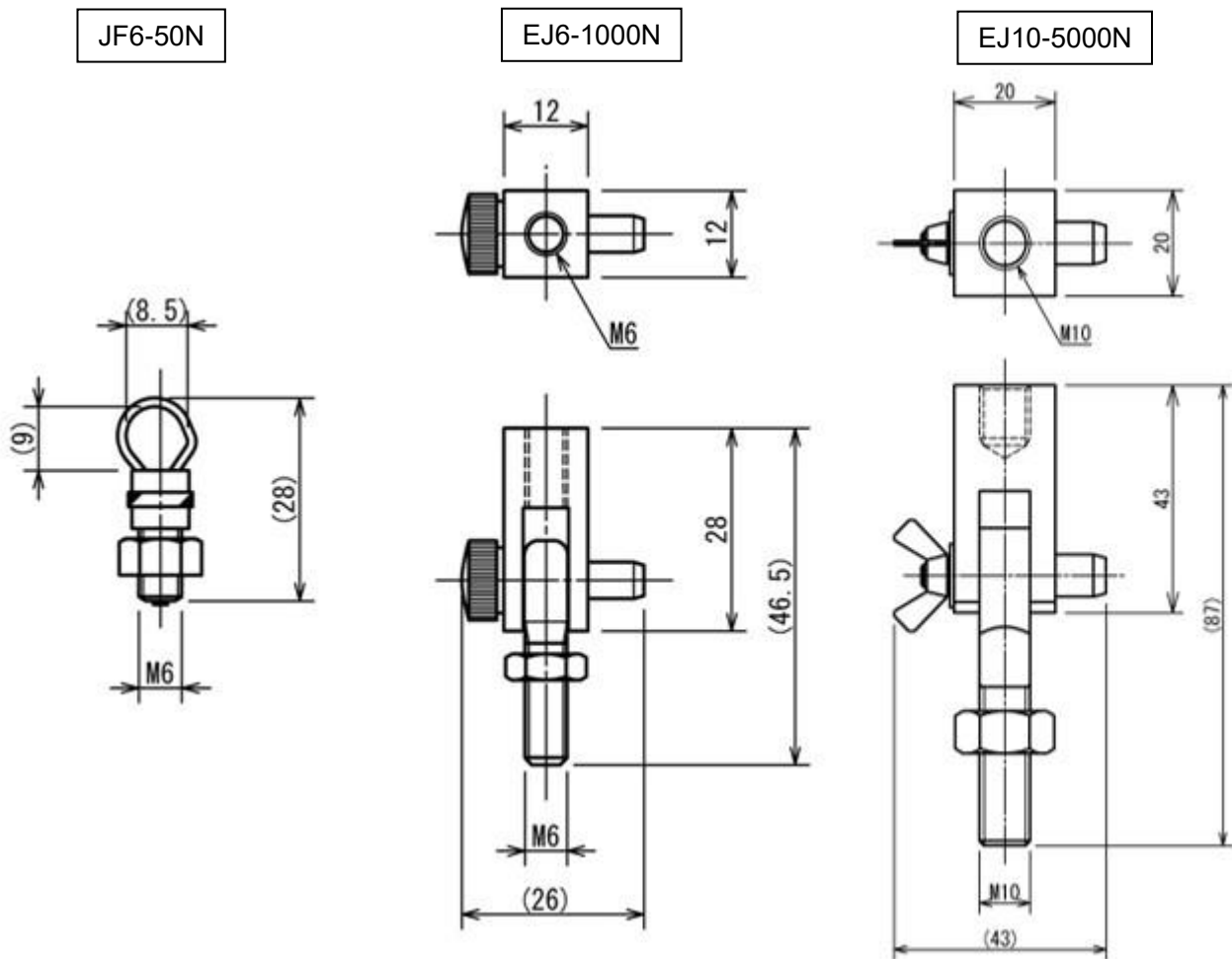
* Refer to specifications of the individual product for details.

* Select suitable force gauge to correspond with the mounting screws of attachment.

Related products		
Cam grips GR-30/2000	Film grip FC-21/20/40/21U/41U/21UQ	Flat chuck GC-1100/GC-1200/GC-5000
Ideal for fixing a thin and elastic samples such as rubber.	Ideal for gripping thin samples such as film.	It can be used to fix varieties of samples.
		
Fine point chuck FP-50/51	Conversion adapter CA series	
Ideal for gripping tiny samples.	Adapters for conversion of screw size.	
		

* Refer to specifications of the individual product for details.

[Dimension]



Unit: mm

[Cautions]

- Information in this document is subject to change without prior notice.
- This document is product descriptions and handling precautions, and do not guarantee various characteristics or safety.
- This product is designed for force measurement purpose only.
- Do not copy and use this content without authorization.
- A force gauge (sold separately) is required to use this product.
- Some samples may not be suitable to measure with this product.

IMADA CO., LTD.

99, Jinnoshinden-Cho, Aza, Kanowari, Toyohashi,
Aichi 441-8077, JAPAN
Tel: +81-(0)532-33-3288
Fax: +81-(0)532-33-3866
E-mail: info@forcegauge.net
Website: <http://www.forcegauge.net/en/>



Visit our website for more information on a wide range of product specifications, measurement applications and videos.