

# XY Table

## XY-500N series

- It allows minor adjustment of sample position, which is ideal for tension/compression testing of small samples such as PCB (only for XY-500N-M8/BB)
- Low table secures stroke of vertical test stand



XY-500N-BB



XY-500N-M8






XY-500N-EZ



XY-500N-M8 Testing Image

XY-500N-EZ Test Image





How to use XY-500N-BB		
Fix it to the test stand	Fix the sample	Rotate the knob to adjust the position in X and Y axis direction
		







Specification			
Model	XY-500N-BB	XY-500N-M8	XY-500N-EZ
Testing type	Tension and compression		Tension
Usage	-Fix the sample directly on the table	-Mount the vise grip on the table -Mount the GF-1 and optional attachment on the table	-Adjust the pulling position easily by the free movable table
Features	-Fine and simple position adjustment -Fix the sample directly on the table by the supplied plate	-Fine and simple position adjustment -Mount attachments (*1)	-For tension test only -Automatically adjust the pulling position to the center by the free movable table -Mount attachments (*1)
Compression capacity	1000N		-
Tension capacity	500N		500N
X-axis stroke	±30mm		
Y-axis stroke	±30mm		
Feeding method	Feed screw		Free
Travel	0.8 mm / every single turn of the knob		-
Hole size	M4	M8	M8
Dimensions	See [Dimension]		
Weight	Approx. 1.5kg	Approx. 1.5kg	Approx. 1.4kg

\* The available stroke of test stands becomes shorter after installing the table. Consider it when selecting the stroke of a test stand.

\* The resistance force (less than 1N) occurred when table is moving may affect the test result of low-capacity testing.

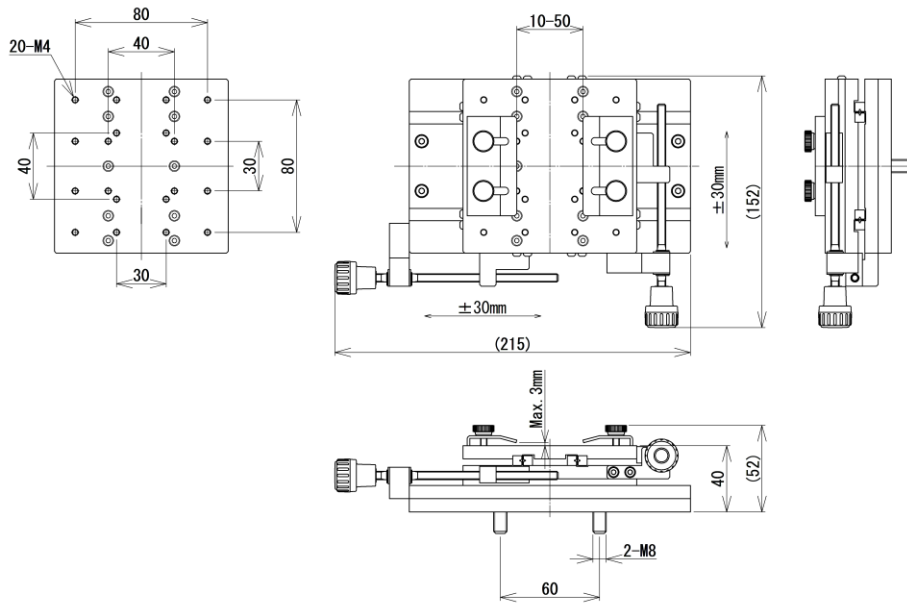
\*1 Mount vise grip & attachments or GF-1/-2 & attachments to perform test.

Mountable Test Stand			
Motorized Test Stand		Manual Test Stand	
MX-500N MX-1000N	MX2-500N MX2-1000N MX2-2500N MX2-5000N EMX series	SVL-1000N SVH-1000N	HV-500N II HV-1000N HV-3000N
			
MX-500N	EMX-1000N	SVL-1000N	HV-500N II

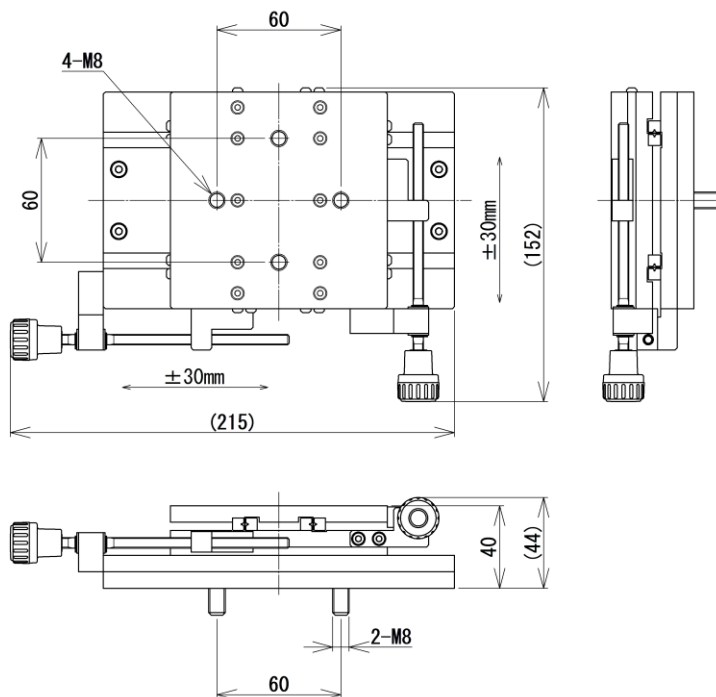
Related Products		
Vise Grip <b>GT-30/2000N</b>	Self-centering Vise Grip <b>GTW-2500N</b>	Chuck for Clamping Cap <b>CCJ series</b>
		
It is used to grip and fix samples, being mounted on a vertical test stand. It is available in capacity from 250N up to 2000N.	Self-centering vise grip for the vertical type test stand. It enables to fix the samples at the center.	It is designed for gripping round-shaped samples tightly by the 4 pins.
Alignment stage for solder joints strength test <b>SJS-100N-L/S</b>	X-Axis slide table <b>XST-500N</b>	Universal Joint <b>UJ6-1000N/UJ10-5000N</b>
		
It is designed for fixing a PCB to test pull and shear strength of solder joints to adjust in the XY-axis direction finely and change the angle to 45 degrees or 90 degrees.	It is designed to move and adjust in the X-axis direction easily.	It is an optional attachment to prevent unbalanced load.

[Dimension]

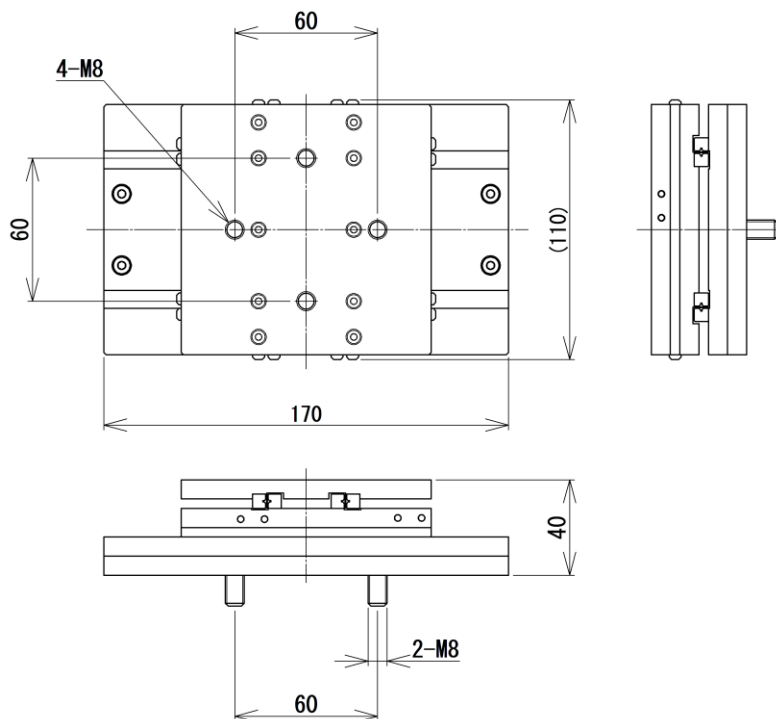
**XY-500N-BB**



**XY-500N-M8**



## XY-500N-EZ



Unit: mm

### [Cautions]

- Information in this document is subject to change without prior notice.
- This document is product descriptions and handling precautions, and do not guarantee various characteristics or safety.
- This product is designed for force measurement purpose only.
- Do not copy and use this content without authorization.
- A force gauge (sold separately) is required to use this product.
- Some samples may not be suitable to measure with this product.

#### **IMADA CO., LTD.**

99, Jinnoshinden-Cho, Aza, Kanowari, Toyohashi,  
Aichi 441-8077, JAPAN

Tel: +81-(0)532-33-3288

Fax: +81-(0)532-33-3866

E-mail: [info@forcegauge.net](mailto:info@forcegauge.net)

Website: <https://www.forcegauge.net/en/>



Visit our website for more information on a wide range of product specifications, measurement applications and videos.