

<Test Stand Type Comparison>



Advantages		Vertical	Horizontal	Compact Low Capacity
Motorized Test Stand	<ul style="list-style-type: none"> - Testing at constant speed - For durability test - Testing in accordance with standards 	<ul style="list-style-type: none"> - Capable of tensile, compression, peel and more types of testing - Space-saving 	<ul style="list-style-type: none"> - Applies force horizontally - Easy setting and handling of test samples 	
		MX series MX2 series EMX series	MH-1000N MH2 series	
Manual Test Stand	<ul style="list-style-type: none"> - Low-cost solution - Improving efficiency 	<ul style="list-style-type: none"> - Efficient testing - Constant testing angle 	<ul style="list-style-type: none"> - Easy setting and handling of test samples 	<ul style="list-style-type: none"> - Micro-movement - Easy to carry
		SVH-1000N SVL-1000N HV-series	SH series	FCA series KV-series MS series

<Comparison Table of Features>

Motorized Test Stand (Vertical)

Series		MX series	MX2 series	EMX series
Image				
Type		Simple	Standard	High-functioning
Recommended for		<ul style="list-style-type: none"> - Simple testing at low cost 	<ul style="list-style-type: none"> - Repetition / durability test - Testing at specific speed by digital setting - Graphing force-displacement data (*1) 	<ul style="list-style-type: none"> - Complicated measurement with great precision - Analysis of force-displacement (*1) - Controlling movement by displacement data - Easy Set-up (*2)
Models		MX-500N/MX-1000N	MX2-500N/MX2-1000N MX2-2500N/MX2-5000N	EMX-500N/EMX-1000N
Structure	Frame robustness	✓	✓✓	✓✓✓
	Capacity	500N/1000N	500N/1000N/2500N/5000N	500N/1000N
	Testing speed (mm/min)	500N: 10-300 1000N: 8-240	500N/1000N/2500N: 10-300 5000N: 0.5-300	0.5-600
	Front shield (*3)	-	✓✓	✓✓✓
Functions	Manual operating mode	✓	✓	✓
	Single cycle mode	✓	✓	✓
	Continuous cycle mode	✓	✓	✓
	Counter (*4)	-	✓	✓
	Timer (*5)	-	✓	✓
	Contact detection (*6)	-	-	✓(*2)
Break detection (*6)	-	-	✓(*2)	
Speed & Travel Setup	Travel range setting	✓	✓	✓
	Digital travel setting	-	-	✓
	Digital speed setting	-	✓	✓
	Speed shift point	-	-	✓
Control Function	Overload prevention (*7)	✓	✓	✓
	Force control	✓	✓	✓
	Emergency stop	✓	✓	✓
	Control signal I/O	-	✓ (-CN option)	✓✓
	Menu lock	-	-	✓(*2)

Motorized Test Stand (Horizontal)

Model		MH-1000N	MH2 series (MH2-500N/MH2-2500N)
Image			
Type		Simple	Standard
Recommended for		- Simple testing at low cost	- Repetition / durability test - Testing at specific speed by digital setting - Graphing force-displacement data (*1)
Structure	Capacity	1000N	500N/2500N
	Testing speed (mm/min)	6-180	10-300
	Front Shield (*3)	✓	✓
Functions	Manual operating mode	✓	✓
	Single cycle mode	✓	✓
	Continuous cycle mode	✓	✓
	Counter (*4)	-	✓
	Timer (*5)	-	✓
	Contact detection (*6)	-	-
Speed & Travel Setup	Break detection (*6)	-	-
	Travel range setting	✓	✓
	Digital travel setting	-	-
	Digital speed setting	-	✓
Control Function	Speed shift point	-	-
	Overload Prevention (*7)	✓	✓
	Force Control	✓	✓
	Emergency Stop	✓	✓
	Control Signal I/O	-	✓ (-CN option)
	Menu lock	-	-

* Some options are available to be added. Refer to each specification for further details.

We also offer custom-made solutions according to your request. Contact us for details.

*1 Option code -FA (a linear scale built in the stand) is required for force-displacement measurement.

The following User Mounted Units that be mounted by yourself are available only for MX2-5000N, EMX series and MH2-2500N.

MX2-5000N: OP-MX250-FA, EMX series: OP-EMX-FA(-L), MH2-2500N: OP-MH225-FA

EMX series is available only for firmware Ver.2.0 or later. If your test stand's firmware is earlier than Ver.2.0, it has to be shipped to our factory to activate this unit. Contact us for more details.

*2 Models with firmware Ver.2.0 or later are available to use the functions. Models with earlier than Ver.2.0 are not available.

*3 The shield is a protection against dust or pieces of samples.




*4 Counter function enables automatic repeat testing for the set number of times.

*5 Timer function sets up pausing time at specified point.


*6 Contact detection and Break detection are not able to be used together.

*7 It is activated only when an optional cable is used together with ZT series (digital force gauge) or FA Plus2 (Digital force analyzer). It does not guarantee complete protection against overload.




Manual Test Stand (Vertical)

Series	SVH series	SVL series	H-eries
Image			
Model	SVH-1000N	SVL-1000N	HV-500N/HV-1000N/HV-3000N
Type	Simple		Long stroke
Recommended for	- Applying force cautiously	- Testing with high efficiency	- Testing tall/stretching samples
Capacity	1000N		500N/1000N/3000N
Operation	Handle	Lever	Handle

Manual Test Stand (Horizontal)

Series	SH series
Image	
Model	SH-1000N/SH-3000N
Recommended for	- Applying force horizontally - Easy setting and handling of test samples.
Capacity	1000N/3000N
Operation	Handle

Manual Test Stand (Compact)

Model	FCA-50N	KV-50N	MSF-50N
Image			
Recommended for	- Testing efficiently for the set distance	- Testing at micro-movement	- Potability - Testing at various angles - Analysis of force-displacement (*1)
Capacity	50N	50N	50N
Operation	Lever	Handle	Knob

* Some options are available to add functions. Refer to each specification sheet for further details.

We also offer custom-made solutions according to your request. Contact us for details.

*1 Force-displacement unit (MSL-50N) is necessary for displacement output.

[Cautions]

- Information in this document is subject to change without prior notice.
- This document is product descriptions and handling precautions, and do not guarantee various characteristics or safety.
- This product is designed for force measurement purpose only.
- Do not copy and use this content without authorization.
- Force gauge is NOT included. Please purchase separately.
- 'Recommended for' is based on general characteristics of each product.
- Exceptions apply depending on the environment or conditions of measurement.

IMADA CO., LTD

99 Jinnoshinden-cho aza Kanowari Toyohashi

Japan 441-8077

Tel: +81-(0)532-33-3288

Fax: +81-(0)532-33-3866

E-mail: info@forcegauge.net

Website: <http://www.forcegauge.net/en/>



Visit our website for more information on a wide range of product specifications, measurement applications and videos.