



## Standard Attachments for Force Gauges

■ Standard attachments : For M6 screw









A model : Aluminum made less than 100N

S model : Steel made between 200N to 1000N (In the case of small hook is SR-1 at 1000N)

| Small Hook<br>A-1/S-1/SR-1   | Flat Tip<br>A-2/S-2  | Conical Tip<br>A-3/S-3  | Chisel Tip<br>A-4/S-4  |
|--|--|---|--|
|   |   |   |   |
| Notched Tip<br>A-5/S-5   | Extension Shaft<br>A-6/S-6   | Large Hook<br>A-7S-7  | Y Hook<br>A-8/S-8  |
|  |  |  |  |

■ Heavy capacity model attachments : For M10 screw

B model : Steel made between 1000N to 5000N

| Small Hook<br>B-1   | Flat Tip<br>B-2   | Conical Tip<br>B-3   | Chisel Tip<br>B-4   |
|---|---|--|---|
|  |  |  |  |
| Notched Tip<br>B-5  | Extension Shaft<br>B-6  | Handles<br>B-7*1   | Mounting bolts<br>B-8 *2  |
|  |  |  |  |

\*1 : 2pcs set as B-7

\*2 : 4pcs set as B-8

[Specifications]

| Model                       | A  | S   | B                                    |
|-----------------------------|--|---|--------------------------------------|
| Capacity                    | A-1~A-8 : 100N                                   | S-1 : 500N<br>SR-1 : 1000N<br>S-2~S-8 : 1000N       | B-1~8 : 5000N                        |
| Screw                       | M6 female screw                                  | M6 female screw                                     | M10 female screw                     |
| Dimension                   | See drawings                                     |   |                                      |
| Weight                      | See drawings                                     |   |                                      |
| Recommended Force gauges(N) | PS/FB/DS2/DST/DSV/<br>Z2/ZP/ZT series<br>2N~100N | PS/FB/DS2/DST/DSV/<br>Z2/ZP/ZT series<br>200N~1000N | PSH/Z2H/ZPH/ZT series<br>1000N~5000N |

[Drawings]

■ A models

| A-1 : Small Hook<br>Weight : approx.3g  | A-2 : Flat Tip<br>Weight : approx.3g        | A-3 : Conical Tip<br>Weight : approx.2g | A-4 : Chisel Tip<br>Weight : approx.2g |
|---|---|---|--|
|   |   |   |  |
| A-5 : Notched Tip<br>Weight : approx.2g | A-6 : Extension Shaft<br>Weight : approx.7g | A-7 : Large Hook<br>Weight : approx.7g  | A-8 : Y Hook<br>Weight : approx.9g     |
|   |   |   |  |

Unit: mm

2017/7/31

[Drawings]

■ S models

| <b>S-1 : Small Hook</b><br>Weight : approx.13g  | <b>S-2 : Flat Tip</b><br>Weight : approx.13g        | <b>S-3 : Conical Tip</b><br>Weight : approx.10g | <b>S-4 : Chisel Tip</b><br>Weight : approx.11g |
|---|---|---|--|
|   |   |   |  |
| <b>S-5 : Notched Tip</b><br>Weight : approx.11g | <b>S-6 : Extension Shaft</b><br>Weight : approx.27g | <b>S-7 : Large Hook</b><br>Weight : approx.44g  | <b>S-8 : Y Hook</b><br>Weight : approx.58g     |
|   |   |   |  |
| <b>SR-1 : Small Hook</b><br>Weight : approx.19g |   |   |  |
|   |   |   |  |

Unit: mm

[Drawings]

■ B models

| <b>B-1 : Small Hook</b><br>Weight : approx.59g  | <b>B-2: Flat Tip</b><br>Weight : approx.29g          | <b>B-3 : Conical Tip</b><br>Weight : approx.33g | <b>B-4 : Chisel Tip</b><br>Weight : approx.38g |
|---|--|---|--|
|   |  |   |  |
| <b>B-5 : Notched Tip</b><br>Weight : approx.38g | <b>B-6 : Extension Shaft</b><br>Weight : approx.102g | <b>B-7 : Handle</b>                             | <b>B-8 : Mounting bolt</b>                     |
|   |  |   |  |

Unit: mm

## IMADA CO.,LTD. Standard Attachments

### [Cautions]

- The contents may be changed without previous notice.
- All of products are designed for measurement purpose only.
- Do not copy and use this content without authority.

### **IMADA CO., LTD**

99 Jinnoshinden-cho aza Kanowari Toyohashi

Japan 441-8077

Tel: +81-(0)532-33-3288

Fax: +81-(0)532-33-3866

E-mail: [info@forcegauge.net](mailto:info@forcegauge.net)

Website: <http://www.forcegauge.net/en/>



Visit our website for more information on wide product specifications, measurement applications and videos.